






















# Tiffin Cross Country Carnival

## Tiffin

### Race 1 - Girls HS Div II-III Open - 5K

09/11/21 - 8:30am

### Team Results


























Place	Team	Score	Team Time	Runner Avg	Avg Mile	5 Man Gap	Finish Order	Scoring Order
1	 Eastwood	21	1:52:45	22:33	7:16	1:03	1-2-5-8-12-34-38	1-2-4-6-8-19-22
2	 Valley View	75	1:59:58	24:00	7:44	2:58	6-13-27-28-52-100-138	5-9-16-17-28-60-77
3	 Columbus Grove	123	2:02:30	24:30	7:54	4:55	3-11-36-45-115-155-183	3-7-20-25-68-87-97
4	 Versailles	147	2:07:39	25:32	8:13	0:56	42-53-54-55-61-70-78	23-29-30-31-34-38-46
5	 Margaretta	190	2:14:19	26:52	8:39	10:44	17-24-43-73-186-191	11-15-24-41-99-101
6	 Huron	199	2:10:02	26:01	8:23	2:43	22-69-72-86-96-108-113	13-37-40-51-58-63-67
7	 New Bremen	208	2:09:30	25:54	8:21	3:41	20-23-80-102-124-146-187	12-14-48-61-73-81-100
8	 Ottawa-Glandorf	217	2:11:32	26:19	8:29	1:26	51-68-76-91-93-97-161	27-36-44-54-56-59-89
9	 St. Paul	227	2:12:04	26:25	8:31	1:20	57-65-71-94-109-141-171	32-35-39-57-64-79-92
10	 Carrollton	267	2:13:52	26:47	8:38	1:57	58-75-79-117-126	33-43-47-70-74
11	 Hathaway Brown	268	2:15:20	27:04	8:43	7:45	16-74-92-118-166	10-42-55-71-90
12	 Buckeye Valley	289	2:15:31	27:07	8:44	4:09	46-82-103-116-148-150-154	26-49-62-69-83-84-86
13	 Bellevue	290	2:17:52	27:35	8:53	7:15	30-37-127-147-176	18-21-75-82-94
14	 Ottawa Hills	336	2:19:44	27:57	9:00	3:41	77-85-128-142-153-182-184	45-50-76-80-85-96-98
15	 Pettisville	355	2:23:29	28:42	9:15	4:49	88-89-112-167-174	52-53-66-91-93
16	 Archbold	398	2:26:46	29:22	9:27	5:49	111-120-139-157-179	65-72-78-88-95
DNP	 Shelby		1:36:46	24:12	7:48		7-14-40-64	4 Runners
DNP	 Ft. Loramie		1:41:49	25:28	8:12		25-39-59-95	4 Runners
DNP	 West Liberty-Salem		1:44:00	26:00	8:23		15-49-98-133	4 Runners
DNP	 Woodmore		1:48:51	27:13	8:46		19-81-99-169	4 Runners
DNP	 Clark Montessori		1:48:54	27:14	8:46		29-41-136-170	4 Runners



# Race 1 - Girls HS Div II-III Open - 5K

09/11/21 - 8:30am

## Team Results

Place	Team	Score	Team Time	Runner Avg	Avg Mile	5 Man Gap	Finish Order	Scoring Order
DNP	 Edgerton		1:54:05	28:32	9:11		48-67-165-172	4 Runners
DNP	 Allen East		1:56:05	29:02	9:21		35-107-134-189	4 Runners
DNP	 East Canton		1:57:49	29:28	9:29		104-106-168-178	4 Runners
DNP	 Mil. Lake		2:14:43	33:41	10:51		145-177-193-194	4 Runners
DNP	 Napoleon		1:13:10	24:24	7:52		10-31-56	3 Runners
DNP	 New Riegel		1:16:46	25:36	8:15		9-60-131	3 Runners
DNP	 Fostoria		1:20:27	26:49	8:38		21-122-140	3 Runners
DNP	 Mil. Edison		1:22:04	27:22	8:49		63-130-135	3 Runners
DNP	 Coll Western Reserve		1:23:38	27:53	8:59		87-114-151	3 Runners
DNP	 Indian Lake		1:30:30	30:10	9:43		26-129-195	3 Runners
DNP	 Toledo C.C.		1:39:02	33:01	10:38		149-162-196	3 Runners
DNP	 Con. Crestview		48:58	24:29	7:53		4-83	2 Runners
DNP	 Swanton		51:32	25:46	8:18		32-101	2 Runners
DNP	 Maumee		52:39	26:20	8:29		50-110	2 Runners
DNP	 Liberty Center		53:35	26:48	8:38		66-121	2 Runners
DNP	 Old Fort		1:02:51	31:26	10:07		143-181	2 Runners
DNP	 St. Peter's		1:07:35	33:48	10:53		175-188	2 Runners
DNP	 Tinora		1:08:32	34:16	11:02		180-185	2 Runners
DNP	 Clyde		23:59	23:59	7:44		18	1 Runner
DNP	 Oak Harbor		24:35	24:35	7:55		33	1 Runner
DNP	 Maplewood		25:21	25:21	8:10		47	1 Runner
DNP	 Open Door Christian		25:56	25:56	8:21		62	1 Runner
DNP	 Calvert		27:43	27:43	8:56		123	1 Runner
DNP	 NWOCA		27:46	27:46	8:57		125	1 Runner
DNP	 Ayersville		30:31	30:31	9:50		160	1 Runner



# Race 1 - Girls HS Div II-III Open - 5K

09/11/21 - 8:30am

## Individual Results

Place	Name	Grade	Team	Time	Points
1	Anna Brown	12	Eastwood	22:01.8	1
2	Maggie Ramsey	10	Eastwood	22:24.7	2
3	Sabrina Henige	11	Columbus Grove	22:25.5	3
4	Lauren Walls	12	Con. Crestview	22:26.9	
5	Emerson Sheets	9	Eastwood	22:28.2	4
6	Katie Walton	11	Valley View	22:34.3	5
7	Lily Clark	10	Shelby	22:42.1	
8	Jadyn Lubash	10	Eastwood	22:45.8	6
9	Isabelle Wood	11	New Riegel	22:46.0	
10	Emily Birkhold	11	Napoleon	22:50.2	
11	Grace Morman	9	Columbus Grove	22:54.4	7
12	Emily Payne	9	Eastwood	23:04.5	8
13	Abigail Shartle	12	Valley View	23:06.3	9
14	Courtney Stiving	9	Shelby	23:20.2	
15	Anna Knox	9	West Liberty-Salem	23:29.9	
16	Lauren Voinovich	11	Hathaway Brown	23:31.2	10
17	Ariana Hewitt	11	Margaretta	23:57.3	11
18	Lacie Tuckerman	10	Clyde	23:58.6	
19	Lilian Runion	9	Woodmore	24:04.2	
20	Lydia Heckman	12	New Bremen	24:04.9	12
21	Jalicia Mendez	9	Fostoria	24:07.9	
22	Alyssa Enderle	12	Huron	24:09.5	13
23	Emily Eyink	9	New Bremen	24:10.3	14
24	Macyn Phillips	10	Margaretta	24:13.5	15
25	Chelsea Gasson	9	Ft. Loramie	24:17.2	
26	Carlie Nickel	10	Indian Lake	24:18.4	
27	Mary Schade	9	Valley View	24:18.6	16
28	Olivia Tipton	9	Valley View	24:26.2	17
29	Claire Hammond	12	Clark Montessori	24:27.9	
30	Hannah Decker	9	Bellevue	24:28.9	18
31	Macee Ripke	11	Napoleon	24:32.4	
32	Ashley Keaton	12	Swanton	24:33.2	
33	Dori Shiets	10	Oak Harbor	24:34.1	
34	Anna Krukemyer	9	Eastwood	24:35.0	19
35	Ryanne Lehman	12	Allen East	24:35.2	
36	Jade Siefker	10	Columbus Grove	24:37.1	20
37	Hope Alda	11	Bellevue	24:39.0	21
38	Molly Krukemyer	10	Eastwood	24:45.0	22
39	Anna Detrick	12	Ft. Loramie	24:45.1	

Place	Name	Grade	Team	Time	Points
40	Brittany Cundiff	11	Shelby	24:47.7	
41	Maria Orzali	12	Clark Montessori	24:48.2	
42	Madalyn DeMange	10	Versailles	24:58.8	23
43	Anna Gasser	11	Margaretta	25:09.6	24
44	Corinne Genson	9	Eastwood	25:11.1	
45	Abby Stechschulte	10	Columbus Grove	25:12.7	25
46	Phebe George	10	Buckeye Valley	25:14.5	26
47	Elise Butler	10	Maplewood	25:20.8	
48	Alexis Vermillion	10	Edgerton	25:22.6	
49	Dani Smith	12	West Liberty-Salem	25:23.1	
50	Emma Beebe	10	Maumee	25:25.3	
51	Morgan Inkrott	10	Ottawa-Glandorf	25:25.7	27
52	Libby Porter	12	Valley View	25:31.8	28
53	Zoe Billenstein	10	Versailles	25:32.6	29
54	Kaylee Phelan	12	Versailles	25:33.2	30
55	Madelyn Holzapfel	12	Versailles	25:38.9	31
56	Ashten Hunt	12	Napoleon	25:47.4	
57	Isabel Gross	9	St. Paul	25:52.4	32
58	Keira Taggart	11	Carrollton	25:53.6	33
59	Kyleigh Houchin	9	Ft. Loramie	25:54.1	
60	Gabrielle Nye	12	New Riegel	25:54.6	
61	Anna Dirksen	12	Versailles	25:54.6	34
62	Anna Kogelman	9	Open Door Christian	25:55.1	
63	Kaira Gullet	9	Mil. Edison	25:55.4	
64	Ava Long	12	Shelby	25:55.9	
65	Makayla Vazquez	12	St. Paul	25:56.6	35
66	Alexus Shaneyfelt	11	Liberty Center	25:56.9	
67	McKenna Warner	11	Edgerton	26:05.6	
68	Morgan Maag	10	Ottawa-Glandorf	26:07.9	36
69	Morgan Shelton	11	Huron	26:08.1	37
70	Anna Brewer	12	Versailles	26:09.3	38
71	Jadyn Smith	9	St. Paul	26:10.9	39
72	Julia Jones	11	Huron	26:14.5	40
73	Erica Miller	9	Margaretta	26:17.2	41
74	Cindy Yu	11	Hathaway Brown	26:17.3	42
75	Joline Greaves	11	Carrollton	26:20.2	43
76	Taylor Knott	10	Ottawa-Glandorf	26:22.7	44
77	Lea El Sayaad	11	Ottawa Hills	26:22.7	45
78	Colleen Hiestand	10	Versailles	26:25.5	46



# Race 1 - Girls HS Div II-III Open - 5K

09/11/21 - 8:30am

## Individual Results

Place	Name	Grade	Team	Time	Points
79	Makenzie Burgett	11	Carrollton	26:25.8	47
80	Mallory Messick	12	New Bremen	26:27.9	48
81	Stella Strong	9	Woodmore	26:28.7	
82	Kiana Draper	10	Buckeye Valley	26:29.6	49
83	Baylee Miller	11	Con. Crestview	26:30.6	
84	Lauren Rismiller	10	Versailles	26:35.9	
85	Madeline Jacobs	12	Ottawa Hills	26:36.5	50
86	Ellee Foster	12	Huron	26:37.5	51
87	Latteman Kennedy	11	Coll Western Reserve	26:40.4	
88	Allison Salmi	10	Pettisville	26:41.0	52
89	Kelly Wyse	11	Pettisville	26:42.3	53
90	Sarah Simons	10	Versailles	26:43.3	
91	Elyse Schroeder	12	Ottawa-Glandorf	26:44.7	54
92	Sophy Gao	11	Hathaway Brown	26:49.4	55
93	Abby Schroeder	12	Ottawa-Glandorf	26:50.8	56
94	Madilyn Lawson	11	St. Paul	26:51.7	57
95	Emma Eilerman	10	Ft. Loramie	26:52.0	
96	Chloe Pfeiffer	12	Huron	26:52.1	58
97	Mya Kuhlman	11	Ottawa-Glandorf	26:52.6	59
98	Joy Hudson	9	West Liberty-Salem	26:55.9	
99	Kaylin Day	9	Woodmore	26:57.0	
100	Cara Holthaus	11	Valley View	26:58.5	60
101	Journey Coleman	10	Swanton	26:58.6	
102	Bridget Wilson	11	New Bremen	27:01.6	61
103	Audrey Hanson	12	Buckeye Valley	27:02.5	62
104	Erin Norris	12	East Canton	27:03.8	
105	Carys Ruck	9	Eastwood	27:07.9	
106	Molly Robinson	12	East Canton	27:08.5	
107	Sydney Munro	9	Allen East	27:09.5	
108	Blair Poltorek	12	Huron	27:11.0	63
109	Grace Kluding	9	St. Paul	27:12.0	64
110	Natalie Drake	10	Maumee	27:13.5	
111	Ella Throne	10	Archbold	27:15.2	65
112	Clara Damman	12	Pettisville	27:16.5	66
113	Denise Sherer	12	Huron	27:16.8	67
114	White Lillian	11	Coll Western Reserve	27:17.6	
115	Hannah Schroeder	12	Columbus Grove	27:20.2	68
116	Heather Workman	12	Buckeye Valley	27:20.6	69

Place	Name	Grade	Team	Time	Points
117	Sophia Glass	10	Carrollton	27:22.1	70
118	Cara Castro	10	Hathaway Brown	27:25.6	71
119	Mia Boldman	10	Huron	27:31.3	
120	Norah Ruffer	10	Archbold	27:37.2	72
121	Jade Seiler	9	Liberty Center	27:38.1	
122	Ava Courtney	10	Fostoria	27:38.7	
123	Carlie Instone	9	Calvert	27:42.6	
124	Gabi Heckman	12	New Bremen	27:45.1	73
125	Maria Woycik	10	NWOCA	27:45.8	
126	Elizabeth Potts	12	Carrollton	27:50.2	74
127	Maddie Brumbaugh	10	Bellevue	27:51.2	75
128	Emily Mack	10	Ottawa Hills	27:51.7	76
129	Ariel Brielmaier	9	Indian Lake	27:55.1	
130	Brenna Chasney	12	Mil. Edison	27:55.1	
131	Jessica Nye	12	New Riegel	28:04.7	
132	Erica Rauh	9	Versailles	28:06.7	
133	Laney Craig	9	West Liberty-Salem	28:10.8	
134	Kaiya Hinebaugh	9	Allen East	28:12.9	
135	Rory Conrad	9	Mil. Edison	28:13.4	
136	Violet Underhill	9	Clark Montessori	28:14.0	
137	Margret McGlinch	9	Versailles	28:17.5	
138	Ella Ragon	10	Valley View	28:25.3	77
139	Meg Mello	11	Archbold	28:34.2	78
140	Emily Salisbury	12	Fostoria	28:40.1	
141	Meghan Belden	12	St. Paul	28:48.3	79
142	Anne Rosenberg	9	Ottawa Hills	28:49.3	80
143	Jenna Quinter	11	Old Fort	28:54.9	
144	Kelsey Francis	12	Versailles	28:55.5	
145	Izzy Hosey	10	Mil. Lake	29:00.9	
146	Olivia Schwartz	11	New Bremen	29:01.9	81
147	Cora Wasserman	9	Bellevue	29:08.8	82
148	Schwen Radloff	12	Buckeye Valley	29:23.0	83
149	Taylor Zolnoi	12	Toledo C.C.	29:33.2	
150	Sydney Fuller	12	Buckeye Valley	29:36.0	84
151	Partington Matisyn	11	Coll Western Reserve	29:39.6	
152	Katherine Scherley	9	Huron	29:50.1	
153	Kirstin Harmon	12	Ottawa Hills	30:03.5	85
154	Hayden Allen	10	Buckeye Valley	30:05.3	86



# Race 1 - Girls HS Div II-III Open - 5K

09/11/21 - 8:30am

## Individual Results

Place	Name	Grade	Team	Time	Points
155	Caitlynn Jay	11	Columbus Grove	30:09.4	87
156	Emma Meyer	10	Versailles	30:14.4	
157	Natalie Seibert	11	Archbold	30:15.5	88
158	Tess Manning	10	Buckeye Valley	30:17.1	
159	Livia Segal	10	Eastwood	30:19.9	
160	Victoria Klinger	10	Ayersville	30:30.3	
161	Mallorie Maag	9	Ottawa-Glandorf	30:32.1	89
162	Alexa Arenas	12	Toledo C.C.	30:39.7	
163	Aiva Miller	12	Versailles	30:50.5	
164	Cassidy McClurg	10	Versailles	30:54.2	
165	Katie Frame	10	Edgerton	31:11.2	
166	Alison Gunzler	11	Hathaway Brown	31:15.6	90
167	Lauren Shumaker	10	Pettisville	31:18.8	91
168	Cora Lennington	9	East Canton	31:20.4	
169	Lilly Strong	11	Woodmore	31:20.4	
170	Clara Metzmeier	11	Clark Montessori	31:23.8	
171	Emma Foltz	11	St. Paul	31:24.3	92
172	Keira Myers	9	Edgerton	31:25.3	
173	Aubrey Penner	10	St. Paul	31:28.0	
174	Kate Roth	11	Pettisville	31:29.9	93
175	Elizabeth Dauterman	12	St. Peter's	31:37.2	
176	JaJa Buntongavrai	12	Bellevue	31:43.7	94
177	Emma Kamann	9	Mil. Lake	31:50.5	
178	Natalie Andrews	9	East Canton	32:15.3	
179	Elizabeth Francis	9	Archbold	33:03.3	95
180	Amelia Coy	9	Tinora	33:52.5	
181	Trinity Quantience	10	Old Fort	33:55.6	
182	Emily Drummonds	10	Ottawa Hills	34:01.0	96
183	Avery Smith	11	Columbus Grove	34:03.6	97
184	Anna Ellingson	10	Ottawa Hills	34:20.6	98
185	Amanda Fleetwood	9	Tinora	34:39.3	
186	Aubree Camp	10	Margaretta	34:41.1	99
187	Maddy Homan	9	New Bremen	34:49.9	100
188	Zora Mills	10	St. Peter's	35:56.9	
189	Abbey Hunsaker	9	Allen East	36:06.6	
190	Clara McKanna	9	Columbus Grove	36:07.9	
191	Gracee Camp	10	Margaretta	36:32.1	101
192	Alyssa Rosenburg	12	Ottawa Hills	36:34.4	
193	Olivia Hayward	12	Mil. Lake	36:55.6	

Place	Name	Grade	Team	Time	Points
194	Chelsea Wood	12	Mil. Lake	36:55.9	
195	Eva Carney	10	Indian Lake	38:16.4	
196	Samatha Darrow	9	Toledo C.C.	38:49.1	

